

The PowerSafe® V Front Terminal range of valve regulated lead acid batteries has been designed specifically for use in applications that demand the highest levels of security and reliability. With proven compliance to the most rigorous international standards, PowerSafe V batteries are recognised worldwide as a premium solution for Telecom applications. The reputation of PowerSafe V batteries for long service life, together with excellent high rate performance, also makes it ideal for high integrity, high specification UPS systems.

PowerSafe V batteries deliver superior performance while occupying less space than conventional standby power batteries. A range of compact designs, suitable for 19", 23" and ETSI racking, provides users with the benefit of increased energy density. With all electrical connections at the front, installation and inspection are both quicker and easier.

PowerSafe V batteries are designed using proven gas recombination technology which removes the need for regular water addition by controlling the evolution of hydrogen and oxygen during charging. Oxygen evolved at the positive plates diffuses through microporous separators to the negative plates, and, by a series of chemical reactions within the cell, recombines to form water. Each cell incorporates its own safety valve that allows the controlled release of gas when pressure builds up within the cell.

The use of gas recombination technology for lead acid batteries has totally changed the concept of standby power. This technology provides the user with the freedom to use lead acid batteries in a wide range of applications.

Features & Benefits

- Capacity range: 31Ah - 190Ah
- Front terminal connections for fast and easy installation and maintenance
- Suitable for 19", 23" and ETSI racking
- UL94 V-0 flame retardant case and lid
- High reliability
- Proven long service life



Construction

- Positive plates designed to prolong service life and enhance corrosion resistance
- Separators in low resistance microporous glass fibre. The electrolyte is absorbed within this material, preventing acid spills in case of accidental damage
- Case and lid in flame retardant ABS material, highly resistant to shocks and vibrations
- Terminal with brass insert for maximum conductivity and with high compression grommet for long life
- Self-regulating pressure relief valve prevents ingress of atmospheric oxygen
- Flame arrestors built into each bloc for increased operational safety

Installation & Operation

- Monoblocs are designed for installation in cabinets or on stands, close to the point of use. A separate battery room is not necessary
- It is recommended that PowerSafe® V Front Terminal batteries are installed on their base
- Recommended float charge voltage: 2.280Vpc at 20°C (68°F) 2.265Vpc at 25°C (77°F)
- Six months shelf life at 20°C
- Reduced maintenance: no water addition required

Standards

- In compliance with the requirements of the international IEC 60896-21/22 standard
- Classified as “Long Life” according to the Eurobat Guide 1999
- Designed to meet Telcordia® SR-4228 requirements
- Recognised by UL (UL Standard 1989)
- Approved to be shipped as non-hazardous cargo in accordance with the requirements of IMDG (International Maritime code for Dangerous Goods) and ICAO (International Civil Aviation Organisation)
- Manufactured in EnerSys® ISO 9001 certified production facilities

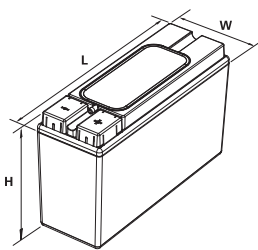
General Specifications

| PowerSafe® V Battery Types | Number of Cells | Nominal Voltage (V) | Nominal Capacity (Ah) | | Nominal Dimensions | | | | Overall Height | | Typical Weight | | Short Circuit Current (A) ⁽²⁾ | Internal Resistance (mΩ) ⁽²⁾ | Terminals |
|----------------------------|-----------------|---------------------|------------------------------|-----------------------------|--------------------|-----------|----------|----------|----------------|------|----------------|-------|--|---|-----------|
| | | | 10 hr rate to 1.80Vpc @ 20°C | 8 hr rate to 1.75Vpc @ 77°F | Length mm | Length in | Width mm | Width in | mm | in | kg | lbs | | | |
| 12V30F | 6 | 12 | 31 | 31 | 280 | 11.0 | 97 | 3.8 | 159 | 6.3 | 10.8 | 23.8 | 1327 | 9.87 | M8 F |
| 12V38F | 6 | 12 | 38 | 38 | 280 | 11.0 | 97 | 3.8 | 184 | 7.2 | 12.5 | 27.6 | 1500 | 8.53 | M8 F |
| 12V62F | 6 | 12 | 62 | 62 | 280 | 11.0 | 97 | 3.8 | 264 | 10.4 | 19.2 | 42.3 | 2080 | 5.98 | M8 F |
| 12V92F ⁽¹⁾ | 6 | 12 | 92 | 92 | 395 | 15.6 | 105 | 4.1 | 264 | 10.4 | 27.6 | 60.8 | 2410 | 5.19 | M8 F |
| 12V100FC ⁽¹⁾ | 6 | 12 | 100 | 100 | 395 | 15.6 | 108 | 4.3 | 287 | 11.3 | 31.0 | 68.3 | 1930 | 6.46 | M8 F |
| 12V101F ⁽¹⁾ | 6 | 12 | 100 | 101 | 510 | 20.8 | 110 | 4.3 | 235 | 9.3 | 33.5 | 73.9 | 2108 | 5.92 | M8 F |
| 12V125F ⁽¹⁾ | 6 | 12 | 125 | 126 | 561 | 22.1 | 105 | 4.1 | 316 | 12.4 | 44.5 | 98.1 | 2355 | 5.30 | M6 M |
| 12V155FS ⁽¹⁾ | 6 | 12 | 150 | 155 | 561 | 22.1 | 125 | 4.9 | 283 | 11.1 | 48.5 | 106.9 | 3325 | 3.80 | M6 M |
| 12V170FS ⁽¹⁾ | 6 | 12 | 170 | 170 | 561 | 22.1 | 125 | 4.9 | 283 | 11.1 | 50.8 | 112.0 | 3360 | 3.75 | M6 M |
| 12V190F ⁽¹⁾ | 6 | 12 | 190 | 190 | 561 | 22.1 | 125 | 4.9 | 316 | 12.4 | 57.3 | 126.3 | 3625 | 3.50 | M6 M |

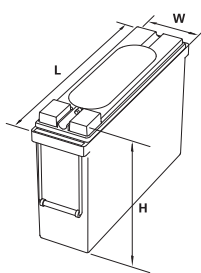
Notes:

⁽¹⁾ With built-in or rope handles

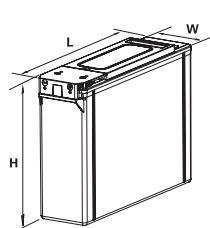
⁽²⁾ Figures obtained via IEC method



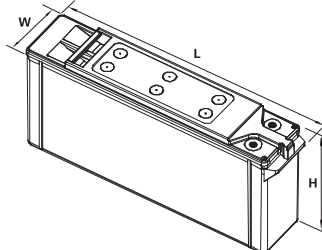
12V30F, 12V38F & 12V62F



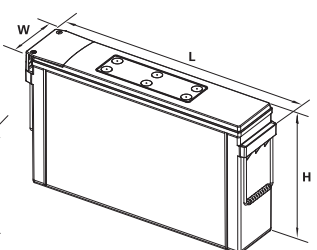
12V92F



12V100FC



12V101F



12V125F, 12V155FS, 12V170FS & 12V190F



www.enersys-emea.com

EnerSys
P.O. Box 14145
Reading, PA 19612-4145
USA
Tel: +1-610-208-1991
Fax: +1-610-372-8613

EnerSys EMEA
EH Europe GmbH
Löwenstrasse 32
8001 Zurich
Switzerland

EnerSys APAC
152 Beach Road
Gateway East Building
Level 11
189721 Singapore
Tel: +65 6508 1780

Contact:

© 2012 EnerSys. All rights reserved.
Trademarks and logos are the property of EnerSys and its affiliates unless otherwise noted.