

Industrial Batteries / Network Power

Sprinter P / XP



*»Reliable power for
increased security«*



Industrial Batteries

The powerful range of Network Power

Energy storage solutions for critical systems that require uninterrupted power supply. GNB® Industrial Power offers powerful batteries for your individual needs. The below table is only indicative and depends on customers' specific applications. For more information please ask a GNB sales representative.

Applications	Battery ranges																	
	Sonnenschein						Marathon		Sprinter		Absolyte	Powerfit	Classic					
	A400/A600	A400 FT	A500	A700	Solar	RAIL	M FT	M/L/XL	S	P/XP	GP/GX	S200/S300	GRoE	OCSM	OPzS	Energy Bloc/OGi	Solar	rail
Telecom	●	●	●	●			●	●	●	●	●					●		
UPS		●	●	●			●	●	●	●	●					●		
Emergency lighting	●		●					●		●		●				●		
Security	●		●	●						●		●				●		
Utility	●	●		●			●	●	●		●		●	●	●	●		
Railways	●	●	●	●		●	●	●	●		●			●		●		●
Photovoltaic					●						●						●	
Universal	●	●	●	●			●	●	●	●	●	●				●		

The GNB Network Power brand overview

ABSOLYTE™ **MARATHON™** > VRLA batteries (Valve Regulated Lead Acid) in which the electrolyte is fixed in an absorbent glass mat (AGM)
Sprinter® **Powerfit™** > Excellent high current capability
 > Very economical
 > Maintenance-free (no topping up)

> VRLA batteries (Valve Regulated Lead Acid) in which the electrolyte is fixed in a gel (dryfit technology)
 > Inventor of Gel technology
 > Highest reliability, even in non-optimal conditions
 > Particularly suitable for cyclic applications
 > Maintenance-free (no topping up)

Classic™ > Conventional lead-acid batteries with liquid electrolyte
 > Extreme reliability, proven over decades
 > Low maintenance



Further information about service is available on page 10

Sprinter P/XP

Maximized power density for highest requirements

The extremely powerful, compact AGM batteries of the Sprinter P and Sprinter XP series are an ideal energy source for uninterrupted power supply and are particularly good in UPS applications and other security systems. GNB's experience and innovation with VRLA technology makes Sprinter batteries the preferred choice for high rate emergency battery backup.

Your benefits:

- > **Excellent high current performance** – optimised for short discharge time
- > **Low self discharge rate** – extended storage capability
- > **Very short recharge time** – high availability
- > **Optimal power density** – saves floor space
- > **Completely recyclable** – low CO₂ footprint



Specifications:

- > Maintenance-free (no topping up) during the whole service life
- > High-Compression Absorbent Glass Mat (AGM) technology
- > Power (15 minutes) from 600 – 2350 watt
- > Design life: »10-12 Years – High Performance« according to EUROBAT classification
- > Available as standard or flame retardant version (UL 94-V0)
- > Designed in accordance with IEC 60896-21/-22
- > Approval: UL (Underwriter Laboratories)
- > Grid plates with superior lead calcium alloy for excellent corrosion resistance
- > Very low gassing due to internal gas recombination (99% efficiency)
- > No restrictions for rail, road, sea and air transportation (IATA, DGR clause A67) – trouble-free transportation of operational blocks
- > Manufactured in Europe in our ISO 9001 certified production plants



10-12 years
– High
Performance



Nominal
capacity
24.0 – 195 Ah



Block battery



Grid plate



Recyclable



Valve regulated
lead-acid
batteries



Maintenance
free (no
topping up)



Special high
current
performance

Sprinter P/XP

Technical data

Technical characteristics and data

Type	Part number	Nom. voltage V	Power 15 min 1.60 Vpc 25°C W/block	Nominal capacity C_{10} 1.80 Vpc 25°C Ah	Length (l) max. mm	Width (b/w) max. mm	Height (h1) max. mm	Height incl. connectors (h2) max. mm	Weight approx. kg	Internal resistance mOhm	Short circuit current A	Terminal
P6V1700	NAPW061700HP0MC	6	1700	122	273	167	191	191	25.0	1.80	3416	M-M8
XP6V2800	NAXP062800HP0FA	6	2270	195	309	172	223	241	32.6	1.60	3828	F-M6
P12V600	NAPW120600HP0MA	12	600	24.0	169	128	175	175	9.50	15.4	824	M-M6
P12V875	NAPW120875HP0MC	12	875	41.0	200	169	176	176	14.5	10.6	1178	M-M6
XP12V1800	NAXP121800HP0FA	12	1370	56.4	220	172	219	235	22.5	8.10	1558	F-M6
XP12V2500	NAXP122500HP0FA	12	1870	69.5	262	172	223	239	27.7	6.20	2046	F-M6
XP12V3000	NAXP123000HP0FA	12	2350	92.8	309	172	223	239	32.8	5.20	2425	F-M6

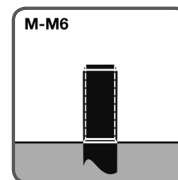
P12V600, P12V875 and XP12V2500 with VdS approval.

Container, terminal and torque

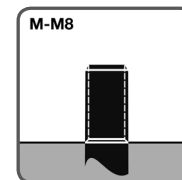
- > **Container:** - UL 94-HB = Polypropylene (PP)
- UL 94-V0 = Polypropylene (PP)

Figures are also valid for UL 94-V0 version.
Change »H« to »V« in the part number. E.g.:

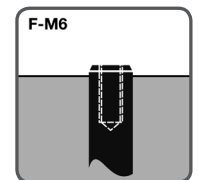
- > **Standard:** NAXP122500 **H** P0FA
- > **UL 94-V0:** NAXP122500 **V** P0FA



6 Nm



8 Nm

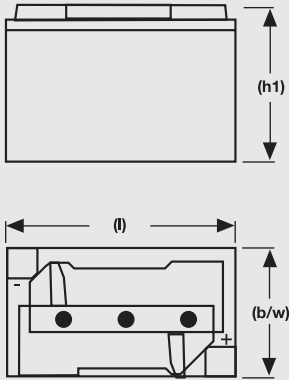


11 Nm

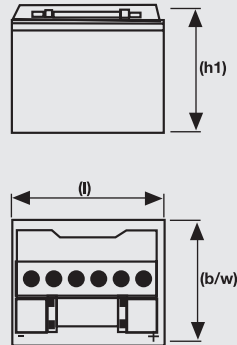
Sprinter P/XP

Drawings

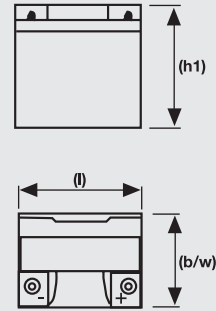
P6V1700



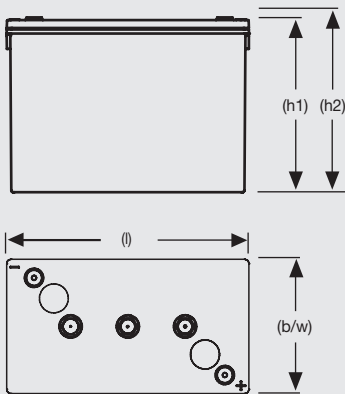
P12V875



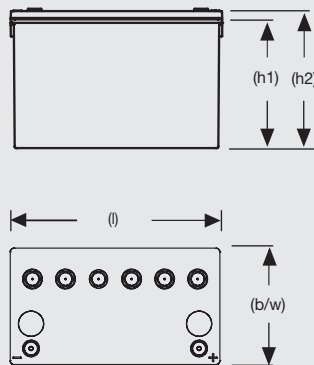
P12V600



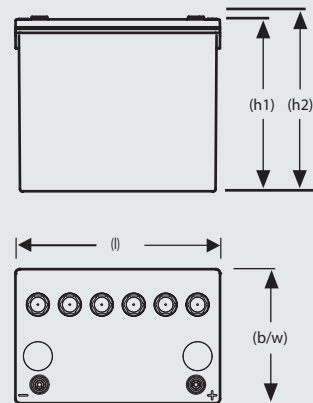
XP6V2800



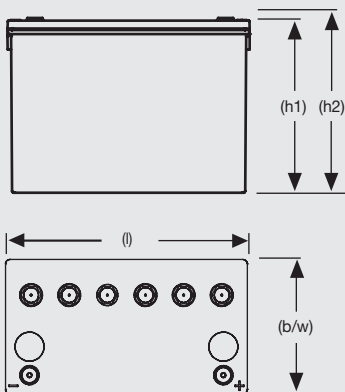
XP12V1800



XP12V2500



XP12V3000



Not to scale!

Sprinter P/XP

Constant current discharge

1.95 Vpc – Discharge in A at 25 °C

Type	Part number	3 min	5 min	10 min	15 min	20 min	30 min	45 min	1 h	2 h	3 h	5 h	8 h	10 h
P6V1700	NAPW061700HPOMC	179	176	165	145	130	103	77.4	62.9	33.8	24.1	15.5	10.6	9.00
XP6V2800	NAXP062800HP0FA	NA	137	137	137	NA	137	108	92.1	60.7	44.1	28.4	18.4	15.0
P12V600	NAPW120600HPOMA	46.0	43.0	36.0	29.0	25.0	19.0	14.2	11.4	6.60	4.80	3.20	2.20	1.90
P12V875	NAPW120875HPOMC	61.0	58.0	50.0	42.0	36.0	28.0	22.3	18.3	11.2	8.10	5.20	3.60	3.00
XP12V1800	NAXP121800HP0FA	NA	109	87.8	72.6	NA	46.0	33.8	28.5	15.8	10.9	7.56	5.07	4.31
XP12V2500	NAXP122500HP0FA	NA	120	102	92.6	NA	60.8	46.7	36.1	19.8	13.3	8.66	5.96	4.99
XP12V3000	NAXP123000HP0FA	NA	108	108	108	NA	71.9	56.5	47.6	30.9	21.9	13.5	8.64	6.99

1.90 Vpc – Discharge in A at 25 °C

Type	Part number	3 min	5 min	10 min	15 min	20 min	30 min	45 min	1 h	2 h	3 h	5 h	8 h	10 h
P6V1700	NAPW061700HPOMC	286	267	223	187	162	125	94.0	76.1	41.4	29.2	19.1	12.7	10.9
XP6V2800	NAXP062800HP0FA	NA	238	238	238	NA	160	127	107	71.1	48.8	32.8	21.4	17.4
P12V600	NAPW120600HPOMA	70.0	62.0	47.0	37.0	30.0	22.0	17.0	13.4	8.00	5.90	4.00	2.60	2.10
P12V875	NAPW120875HPOMC	96.0	85.0	65.0	52.0	44.0	35.0	26.0	21.1	12.8	9.40	6.30	4.30	3.70
XP12V1800	NAXP121800HP0FA	NA	152	113	89.5	NA	54.3	39.8	33.5	19.2	13.8	9.39	5.95	5.08
XP12V2500	NAXP122500HP0FA	NA	173	134	115	NA	73.0	54.6	43.4	23.7	15.8	10.7	7.18	6.04
XP12V3000	NAXP123000HP0FA	NA	195	195	176	NA	94.2	70.0	56.7	33.5	24.8	15.7	10.1	8.21

1.85 Vpc – Discharge in A at 25 °C

Type	Part number	3 min	5 min	10 min	15 min	20 min	30 min	45 min	1 h	2 h	3 h	5 h	8 h	10 h
P6V1700	NAPW061700HPOMC	388	349	279	227	192	145	107	83.4	46.3	32.5	21.3	13.8	11.6
XP6V2800	NAXP062800HP0FA	NA	473	399	361	NA	201	151	123	73.9	55.4	35.6	23.1	18.8
P12V600	NAPW120600HPOMA	92.0	76.0	55.0	43.0	35.0	25.0	19.0	15.2	9.20	6.70	4.40	2.80	2.30
P12V875	NAPW120875HPOMC	128	109	79.0	62.0	52.0	40.0	29.0	24.0	14.4	10.6	7.00	4.70	3.90
XP12V1800	NAXP121800HP0FA	NA	189	134	104	NA	61.4	44.5	37.3	21.7	15.5	10.2	6.39	5.42
XP12V2500	NAXP122500HP0FA	NA	218	158	134	NA	82.1	60.8	47.9	25.8	17.3	11.5	7.73	6.67
XP12V3000	NAXP123000HP0FA	NA	209	209	180	NA	107	78.8	63.1	36.3	26.6	16.9	11.0	8.94

1.80 Vpc – Discharge in A at 25 °C

Type	Part number	3 min	5 min	10 min	15 min	20 min	30 min	45 min	1 h	2 h	3 h	5 h	8 h	10 h
P6V1700	NAPW061700HPOMC	479	421	319	254	209	155	114	89.4	49.3	34.3	22.8	14.7	12.2
XP6V2800	NAXP062800HP0FA	NA	497	453	387	NA	222	164	132	77.5	57.2	37.0	24.0	19.5
P12V600	NAPW120600HPOMA	107	87.0	61.0	46.0	38.0	27.0	20.0	16.2	9.70	7.10	4.60	2.90	2.40
P12V875	NAPW120875HPOMC	153	127	89.0	68.0	56.0	42.0	31.0	25.4	15.4	11.4	7.50	4.90	4.10
XP12V1800	NAXP121800HP0FA	NA	213	147	113	NA	66.1	48.0	39.8	22.6	16.3	10.6	6.83	5.64
XP12V2500	NAXP122500HP0FA	NA	254	180	146	NA	87.6	65.8	51.6	27.6	18.8	12.1	8.17	6.95
XP12V3000	NAXP123000HP0FA	NA	271	229	187	NA	116	84.1	66.9	37.8	27.4	17.5	11.4	9.28

1.75 Vpc – Discharge in A at 25 °C

Type	Part number	3 min	5 min	10 min	15 min	20 min	30 min	45 min	1 h	2 h	3 h	5 h	8 h	10 h
P6V1700	NAPW061700HPOMC	562	483	353	275	223	163	117	92.4	51.4	35.3	23.5	15.2	12.5
XP6V2800	NAXP062800HP0FA	NA	568	468	417	NA	236	172	138	79.5	58.1	37.7	24.4	19.9
P12V600	NAPW120600HPOMA	118	95.0	65.0	49.0	40.0	28.0	20.8	17.1	9.90	7.30	4.70	3.00	2.50
P12V875	NAPW120875HPOMC	168	138	95.0	72.0	59.0	44.0	33.0	26.6	16.2	11.8	7.70	5.10	4.30
XP12V1800	NAXP121800HP0FA	NA	235	158	121	NA	69.6	49.3	41.6	23.4	16.9	11.0	6.94	5.75
XP12V2500	NAXP122500HP0FA	NA	282	194	156	NA	92.5	68.0	53.8	29.0	19.7	12.4	8.39	7.07
XP12V3000	NAXP123000HP0FA	NA	307	240	202	NA	120	87.0	68.9	38.6	27.8	17.8	11.5	9.41

Sprinter P/XP

Constant current discharge

1.70 Vpc – Discharge in A at 25 °C

Type	Part number	3 min	5 min	10 min	15 min	20 min	30 min	45 min	1 h	2 h	3 h	5 h	8 h	10 h
P6V1700	NAPW061700HPOMC	629	529	377	291	234	168	120	94.5	53.3	36.5	24.2	15.4	12.6
XP6V2800	NAXP062800HP0FA	NA	643	494	424	NA	243	177	141	80.5	58.6	38.1	24.6	20.0
P12V600	NAPW120600HPOMA	129	103	69.0	52.0	42.0	29.4	21.8	17.6	10.3	7.40	4.80	3.10	2.60
P12V875	NAPW120875HPOMC	184	148	99.0	75.0	61.0	45.2	34.0	27.6	16.8	12.2	7.90	5.20	4.40
XP12V1800	NAXP121800HP0FA	NA	254	168	127	NA	71.9	51.1	42.9	24.0	17.2	11.2	7.05	5.86
XP12V2500	NAXP122500HP0FA	NA	308	195	165	NA	96.7	69.3	55.2	30.0	20.2	12.7	8.50	7.14
XP12V3000	NAXP123000HP0FA	NA	342	250	209	NA	123	88.5	70.1	39.1	28.1	17.9	11.6	9.49

1.65 Vpc – Discharge in A at 25 °C

Type	Part number	3 min	5 min	10 min	15 min	20 min	30 min	45 min	1 h	2 h	3 h	5 h	8 h	10 h
P6V1700	NAPW061700HPOMC	676	563	395	299	241	173	123	96.5	54.6	37.8	24.3	15.5	12.6
XP6V2800	NAXP062800HP0FA	NA	717	521	432	NA	247	179	143	81.2	58.9	38.4	24.8	20.1
P12V600	NAPW120600HPOMA	136	109	71.0	54.0	43.0	30.5	22.3	18.0	10.4	7.50	4.80	3.10	2.60
P12V875	NAPW120875HPOMC	198	157	104	77.0	63.0	46.2	35.0	28.4	17.5	12.5	8.00	5.30	4.40
XP12V1800	NAXP121800HP0FA	NA	266	173	129	NA	73.1	52.4	43.7	24.3	17.4	11.3	7.10	5.86
XP12V2500	NAXP122500HP0FA	NA	325	211	168	NA	97.9	70.5	55.7	30.2	20.5	12.9	8.50	7.18
XP12V3000	NAXP123000HP0FA	NA	373	260	210	NA	124	89.6	70.8	39.4	28.3	18.0	11.7	9.56

1.60 Vpc – Discharge in A at 25 °C

Type	Part number	3 min	5 min	10 min	15 min	20 min	30 min	45 min	1 h	2 h	3 h	5 h	8 h	10 h
P6V1700	NAPW061700HPOMC	698	582	406	308	247	177	126	98.5	55.4	38.4	24.4	15.5	12.6
XP6V2800	NAXP062800HP0FA	NA	791	546	440	NA	250	181	144	81.7	59.2	38.6	24.9	20.2
P12V600	NAPW120600HPOMA	143	113	73.0	55.0	44.0	31.0	22.8	18.3	10.5	7.60	4.80	3.10	2.60
P12V875	NAPW120875HPOMC	209	164	107	79.0	65.0	47.2	36.0	29.2	17.9	12.6	8.00	5.30	4.40
XP12V1800	NAXP121800HP0FA	NA	276	176	131	NA	74.2	52.9	44.1	24.5	17.6	11.3	7.10	5.86
XP12V2500	NAXP122500HP0FA	NA	338	218	170	NA	98.8	71.9	56.1	30.4	20.6	12.9	8.50	7.20
XP12V3000	NAXP123000HP0FA	NA	399	268	212	NA	126	90.5	71.5	39.7	28.5	18.2	11.8	9.61



Sprinter P/XP

Constant power discharge

1.90 Vpc – Discharge in W/block at 25 °C

Type	Part number	3 min	5 min	10 min	15 min	20 min	30 min	45 min	1 h	2 h	3 h	5 h	8 h	10 h
P6V1700	NAPW061700HPOMC	1641	1537	1267	1067	919	711	545	445	246	174	114	76.1	62.9
XP6V2800	NAXP062800HP0FA	NA	1400	1400	1400	NA	1010	835	659	430	301	192	127	104
P12V600	NAPW120600HPOMA	834	725	539	427	356	271	200	162	97.4	71.1	47.7	31.5	26.4
P12V875	NAPW120875HPOMC	1151	1006	762	608	506	397	304	253	153	112	76.1	50.8	43.6
XP12V1800	NAXP121800HP0FA	NA	1760	1250	983	840	670	496	387	226	161	103	72.1	59.5
XP12V2500	NAXP122500HP0FA	NA	2080	1590	1310	NA	854	598	509	283	199	128	85.4	69.6
XP12V3000	NAXP123000HP0FA	NA	2250	2250	2090	NA	1120	841	683	405	302	193	125	101

1.85 Vpc – Discharge in W/block at 25 °C

Type	Part number	3 min	5 min	10 min	15 min	20 min	30 min	45 min	1 h	2 h	3 h	5 h	8 h	10 h
P6V1700	NAPW061700HPOMC	2176	1982	1586	1302	1107	848	632	498	279	193	126	82.2	68.0
XP6V2800	NAXP062800HP0FA	NA	2230	2230	2110	NA	1150	875	718	436	329	209	137	112
P12V600	NAPW120600HPOMA	1033	868	627	491	406	300	221	179	108	79.2	51.8	33.5	28.4
P12V875	NAPW120875HPOMC	1441	1225	906	718	597	462	352	284	170	126	84.2	54.8	46.7
XP12V1800	NAXP121800HP0FA	NA	2110	1450	1120	952	745	547	430	253	181	113	77.7	64.0
XP12V2500	NAXP122500HP0FA	NA	2560	1870	1520	NA	949	659	568	307	217	138	91.9	74.9
XP12V3000	NAXP123000HP0FA	NA	2830	2440	2170	NA	1260	928	747	434	320	205	133	108

1.80 Vpc – Discharge in W/block at 25 °C

Type	Part number	3 min	5 min	10 min	15 min	20 min	30 min	45 min	1 h	2 h	3 h	5 h	8 h	10 h
P6V1700	NAPW061700HPOMC	2634	2349	1808	1454	1212	906	664	523	290	203	136	88.3	72.6
XP6V2800	NAXP062800HP0FA	NA	2320	2320	2120	NA	1250	939	763	454	339	216	141	115
P12V600	NAPW120600HPOMA	1171	971	689	532	435	320	235	192	113	82.2	54.8	35.5	29.4
P12V875	NAPW120875HPOMC	1688	1418	1013	785	650	492	372	301	183	135	89.3	57.9	48.2
XP12V1800	NAXP121800HP0FA	NA	2360	1590	1220	1020	793	583	459	263	190	121	82.1	66.2
XP12V2500	NAXP122500HP0FA	NA	2910	2060	1650	NA	1000	701	605	326	234	145	96.3	78.1
XP12V3000	NAXP123000HP0FA	NA	3180	2550	2200	NA	1340	983	786	450	328	210	137	111

1.75 Vpc – Discharge in W/block at 25 °C

Type	Part number	3 min	5 min	10 min	15 min	20 min	30 min	45 min	1 h	2 h	3 h	5 h	8 h	10 h
P6V1700	NAPW061700HPOMC	3021	2654	1982	1566	1282	950	689	541	300	211	140	89.3	73.6
XP6V2800	NAXP062800HP0FA	NA	2960	2440	2190	NA	1320	978	790	464	343	219	143	117
P12V600	NAPW120600HPOMA	1266	1045	732	565	458	336	246	203	116	85.3	55.8	36.5	29.9
P12V875	NAPW120875HPOMC	1823	1523	1074	827	680	513	386	315	192	140	91.4	58.9	49.2
XP12V1800	NAXP121800HP0FA	NA	2540	1700	1290	1080	833	608	479	271	196	125	83.2	67.3
XP12V2500	NAXP122500HP0FA	NA	3200	2220	1760	NA	1060	727	632	337	245	149	97.5	79.0
XP12V3000	NAXP123000HP0FA	NA	3500	2680	2260	NA	1390	1010	807	458	332	212	138	113

1.70 Vpc – Discharge in W/block at 25 °C

Type	Part number	3 min	5 min	10 min	15 min	20 min	30 min	45 min	1 h	2 h	3 h	5 h	8 h	10 h
P6V1700	NAPW061700HPOMC	3347	2876	2092	1628	1331	977	699	552	311	218	142	90.3	74.1
XP6V2800	NAXP062800HP0FA	NA	3310	2560	2210	NA	1350	999	805	469	346	221	144	118
P12V600	NAPW120600HPOMA	1348	1101	762	579	469	343	251	205	118	87.3	56.8	37.0	30.5
P12V875	NAPW120875HPOMC	1948	1605	1109	843	694	525	398	327	197	145	93.4	59.9	50.2
XP12V1800	NAXP121800HP0FA	NA	2680	1760	1330	1110	855	622	488	276	199	129	84.3	68.4
XP12V2500	NAXP122500HP0FA	NA	3350	2330	1820	NA	1080	739	641	346	249	150	98.3	79.2
XP12V3000	NAXP123000HP0FA	NA	3780	2790	2310	NA	1420	1020	818	462	334	214	139	114

Sprinter P/XP

Constant power discharge

1.65 Vpc – Discharge in W/block at 25 °C

Type	Part number	3 min	5 min	10 min	15 min	20 min	30 min	45 min	1 h	2 h	3 h	5 h	8 h	10 h
P6V1700	NAPW061700HP0MC	3521	3007	2161	1663	1358	994	713	560	316	222	143	91.4	74.1
XP6V2800	NAXP062800HP0FA	NA	3630	2680	2240	NA	1370	1010	814	472	347	222	145	118
P12V600	NAPW120600HP0MA	1422	1151	780	591	477	347	255	207	119	88.3	56.8	37.0	30.5
P12V875	NAPW120875HP0MC	2069	1677	1133	858	706	533	405	332	202	148	94.4	60.9	50.8
XP12V1800	NAXP121800HP0FA	NA	2790	1810	1350	1120	868	629	496	279	202	130	84.3	68.4
XP12V2500	NAXP122500HP0FA	NA	3560	2400	1850	NA	1100	751	645	348	251	151	98.9	80.3
XP12V3000	NAXP123000HP0FA	NA	4010	2870	2330	NA	1430	1030	825	465	336	216	140	114

1.60 Vpc – Discharge in W/block at 25 °C

Type	Part number	3 min	5 min	10 min	15 min	20 min	30 min	45 min	1 h	2 h	3 h	5 h	8 h	10 h
P6V1700	NAPW061700HP0MC	3597	3063	2210	1700	1379	1002	720	567	319	224	143	91.4	74.1
XP6V2800	NAXP062800HP0FA	NA	3920	2780	2270	NA	1380	1010	819	474	348	223	145	118
P12V600	NAPW120600HP0MA	1478	1186	791	600	480	350	258	209	120	88.3	56.8	37.0	30.5
P12V875	NAPW120875HP0MC	2155	1730	1157	875	718	542	410	337	204	149	94.4	60.9	50.8
XP12V1800	NAXP121800HP0FA	NA	2870	1840	1370	1140	878	637	503	284	203	130	84.3	68.4
XP12V2500	NAXP122500HP0FA	NA	3680	2450	1870	NA	1110	755	648	349	254	153	99.4	80.3
XP12V3000	NAXP123000HP0FA	NA	4180	3040	2350	NA	1440	1040	830	467	337	218	141	115




Battery Service – Energy Solutions

Keeping your business on the move

GNB® is the Expert


Who could do this job better than the professionals of a company with more than 100 years of experience in battery development, production and application?

Leave the responsibility for the maintenance of your batteries and chargers to the professionals: a GNB service contract provides you with exceptional economic advantages through time savings, cost savings and safety!



Installation of Batteries and Systems for Network Power

- > Development of complete turnkey solutions from the design concept to installation and commissioning.
- > Installation according to legal and safety regulations including CE certification by approved installation technicians.
- > Training and certification of external installation technicians according to CE regulations.




- ✦ Inspection Contract
- ✦ Maintenance Contract
- ✦ Lifetime Warranty Contract
- ✦ Full Service Contract



»GNB Service – individualized, professional and all over Europe!«

Sprinter P/XP

Notes

A large, empty grid of small squares, typically used for taking notes or drawing diagrams. The grid consists of approximately 30 columns and 40 rows of squares.



Exide Technologies, with operations in more than **80 countries**, is one of the world's largest producers and recyclers of lead-acid batteries. Exide Technologies provides a comprehensive and customized range of stored electrical energy solutions. Based on **over 100 years of experience** in the development of innovative technologies, Exide Technologies is an esteemed partner of OEMs and serves the spare parts market for industrial and transportation applications.

GNB® INDUSTRIAL POWER – A division of Exide Technologies – offers an **extensive range of storage products and services**, including solutions for telecommunication systems, railway applications, mining, photovoltaic (solar energy), uninterrupted power supply (UPS), electrical power generation and distribution, fork lifts and electric vehicles.

Exide Technologies takes pride in its commitment to a better **environment**. Its Total Battery Management programme, (an integrated approach to manufacturing, distributing and recycling of lead-acid batteries), has been developed to ensure a safe and responsible life cycle for all of its products.



»The **next Level** of
Energy Management«

GNB® INDUSTRIAL POWER provides long lasting energy concepts that combine efficiency with flexibility.